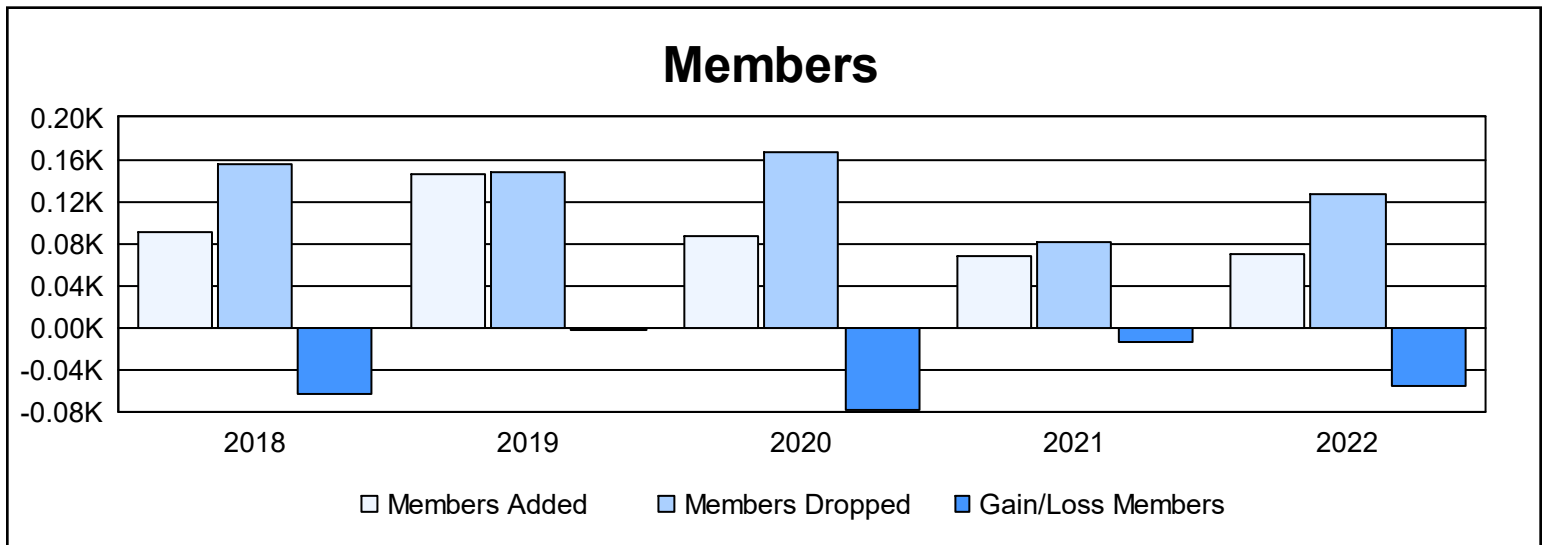
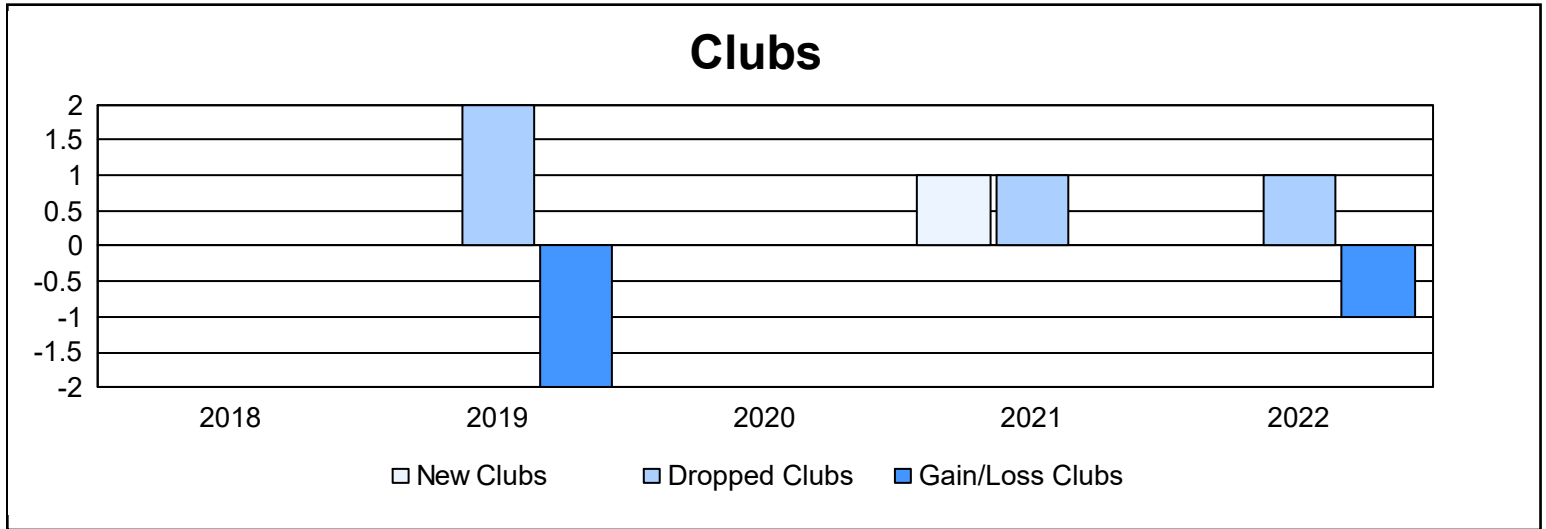
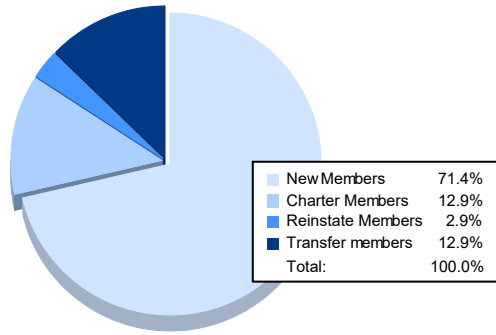


Year	New Clubs	Dropped Clubs	Gain/ Loss Clubs	New Members	Charter Members	Reinstate Members	Transfer Members	Total Member Added	Total Members Dropped	Gain/ Loss Members
2017-2018	0	0	0	47	8	3	33	91	155	-64
2018-2019	0	2	-2	103	7	6	29	145	147	-2
2019-2020	0	0	0	57	4	10	16	87	166	-79
2020-2021	1	1	0	37	23	3	4	67	81	-14
2021-2022	0	1	-1	50	9	2	9	70	126	-56
<b>Average</b>	<b>0</b>	<b>1</b>	<b>-1</b>	<b>59</b>	<b>10</b>	<b>5</b>	<b>18</b>	<b>92</b>	<b>135</b>	<b>-43</b>



### Membership Composition June 2022 Cumulative



### Gender Composition June 2022 Cumulative

